



MATCHING LIMB PROTECTION SLEEVES (MLPS)

IMPORTANT! **READ THIS INFORMATION BEFORE USING DELFI MLPS
AND SAVE FOR FUTURE REFERENCE**



Use these color-coded Matching Limb Protection Sleeves only with the matching color-coded Delfi tourniquet cuffs. Before use, read the Delfi cuff instructions for use booklet for usage, contraindications, warnings, precautions, and adverse effects. Ensure that the limb circumference is in the recommended size range for the selected cuff. Remove the MLPS immediately following the cuff deflation to prevent venus congestion.



Do Not Reuse. Initial use and/or cleaning and disinfecting alters the device's material characteristics and it may not perform as intended

delfimedical.com

Pat.: www.delfimedical.com/patents

INTENDED USE

Delfi Matching Limb Protection Sleeves (MLPS) help protect the patient's limb from possible wrinkling, pinching and shearing of skin and soft tissues of the limb.

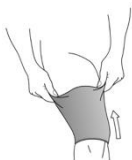
Each Delfi Matching Limb Protection Sleeve is intended for use with a specific Delfi tourniquet cuff. Within the range of limb sizes recommended for the matching cuff, the MLPS help to protect the limb's soft tissues beneath the cuff while applying a low pressure that is less than a snugly wrapped cuff.

UTILIZATION

1. Confirm that the selected Delfi tourniquet cuff can encircle the limb with all hook cuff fasteners fully secured, and leaves a safe distance between the cuff edges and the joints proximal and distal to the cuff.

Note: the operating surgeon is responsible for determining this safe distance for each patient, to prevent injury to exposed nerves, vessels and soft tissue near the joint.

2. Select the correct Matching Limb Protection Sleeve that matches the selected cuff, by matching the color on the MLPS to the color of the tie ribbon or trim color on the cuff. (For example, the MLPS with green stripes/trim matches the cuff with green tie ribbons/trim).



3. Slide the selected MLPS onto the limb, ensure that the MLPS is applied smoothly and wrinkle-free.



4. Snugly apply cuff on the limb over the MLPS. Ensure that the proximal edge of the MLPS extends approximately 1 inch (2.5 cm) proximally beyond the cuff edge. Connect tubing.



5. Fold the distal portion of the MLPS back over the cuff. Assure that the safe distance distance exists between the cuff and the joints. (see step 1 above).



6. **Upon deflation of the cuff**, immediately remove the cuff from the limb;



7. Next remove the MLPS from the limb and dispose in appropriate medical waste disposal.

SYMBOLOLOGY



Catalog
Number*
(Reg 2493)



Batch Code*
(Reg 2492)



Quantity



European
Conformity Mark



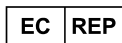
Consult Instructions
for Use*
(Reg 1641)



Do Not
Re-Use*
(Reg 1051)



Caution*
(Reg 0434A)



Authorized
Representative in
the European
Community
(Ref 5.1.2)



Manufacturer*
(Reg 3082)



Unique Device
Identifier*
(Ref 5.7.10)



Non-Sterile*
(Reg 2609)



Importer*
(Reg 3725)



Medical Device*
(Ref 5.7.7)

*ISO 15223-1 Medical Devices – Symbols to be used with medical device labels, labeling and information to be supplied.

R_{only}

CAUTION: Federal law (USA) restricts this device to sale by or on the order of a healthcare professional.

PRODUCT REPORTING

Notify Customer Service Department, Delfi Medical Innovations, at 1-800-933-3022 or via www.delfimedical.com. Please provide details about the nature of the problem and include the product serial number or lot number. Upon receipt of this information, Delfi will provide assistance for resolution or a return shipping authorization.

European Union customers: Any serious incident that has occurred in relation to the device should be reported to Delfi and the competent authority of the Member State in which the user and/or patient is established.

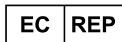
WARRANTY INFORMATION: Please contact Delfi for warranty information.



Personalized Tourniquet Systems



Delfi Medical Innovations Inc.
106 – 1099 West 8th Avenue
Vancouver, BC V6H 1C3 Canada
+1.800.933.3022 (US & Canada)
+1.604.742.0600 (Global Tel)
www.delfimedical.com



International Associates Limited
The Black Church, St Mary's Place
Dublin 7, Ireland